


# Whistlestop MAKES TOWN POSTCARDS



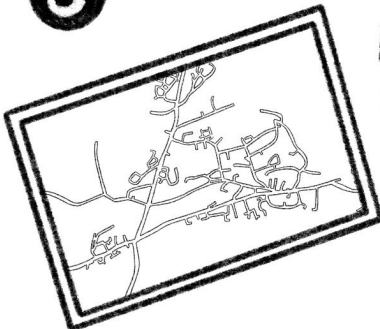
**1** DOWNLOAD the sheet and PRINT!



**2** COLOUR in the sheet and CUT OUT all the pieces.




**3** Build the Postcard on the Postcard BASE. This is the BACKGROUND!



**4** Glue the cut out pieces onto the BASE



**5** Add any EXTRA details and DECORATIONS to the FRONT...



TURN over and decorate the back before you write a message on your POSTCARD!



There ARE **6** to CREATE

whistlestop

MAKES

TOWN POSTCARDS

whistlestoparts.org


cut along the DOTTED LINES



the TOWN sign



things from the TOWN



the postcard BASE

