


Whistlestop MAKES TOWN POSTCARDS




1 DOWNLOAD the sheet and PRINT!



2 COLOUR in the sheet and CUT OUT all the pieces.



3 Build the Postcard on the Postcard BASE. This is the BACKGROUND!



4 Glue the cut out pieces onto the BASE



5 Add any EXTRA details and DECORATIONS to the FRONT...



TURN over and decorate the back before you write a message on your POSTCARD!



There ARE **6** to CREATE

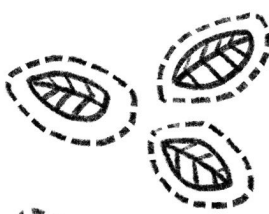

whistlestop

MAKES


TOWN POSTCARDS

whistlestoparts.org

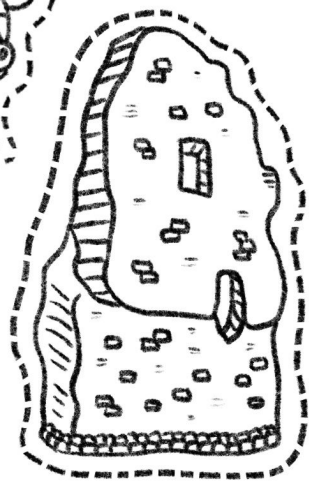

cut along the DOTTED LINES




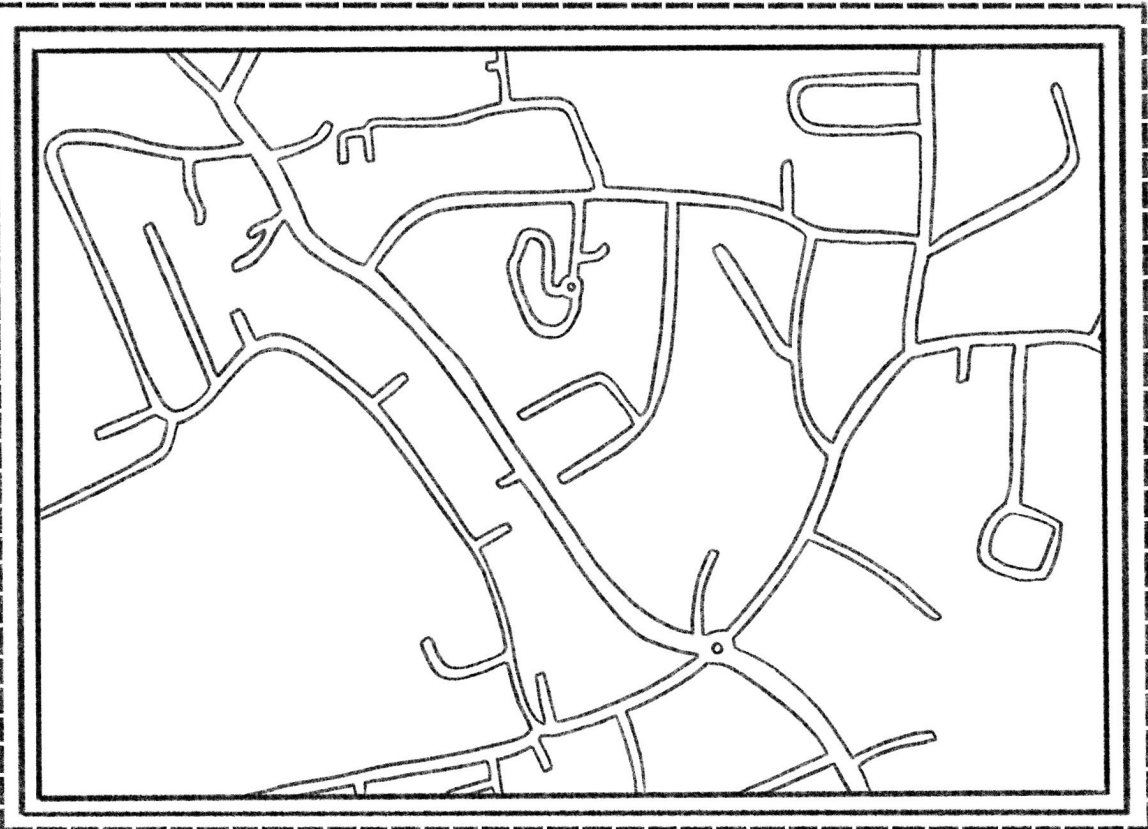
things from the TOWN



the TOWN sign



the postcard BASE



the HOUSES and BUILDINGS