


# Whistlestop MAKES TOWN POSTCARDS




**1** DOWNLOAD the sheet and PRINT!



**2** COLOUR in the sheet and CUT OUT all the pieces.



**3** Build the Postcard on the Postcard BASE. This is the BACKGROUND!



**4**



Give the cut out pieces onto the BASE

**5**

Add any EXTRA details and DECORATIONS to the FRONT...



TURN over and decorate the back before you write a message on your POSTCARD!



There ARE **6** to CREATE

whistlestop


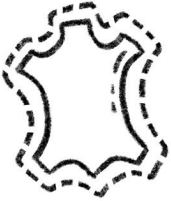

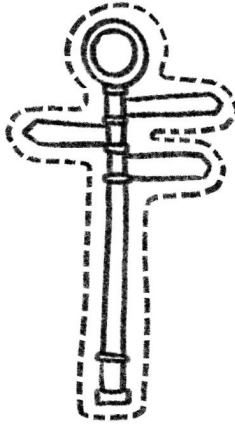
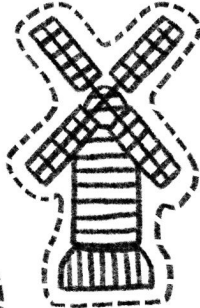
MAKES

# TOWN POSTCARDS


whistlestoparts.org

cut along the DOTTED LINES

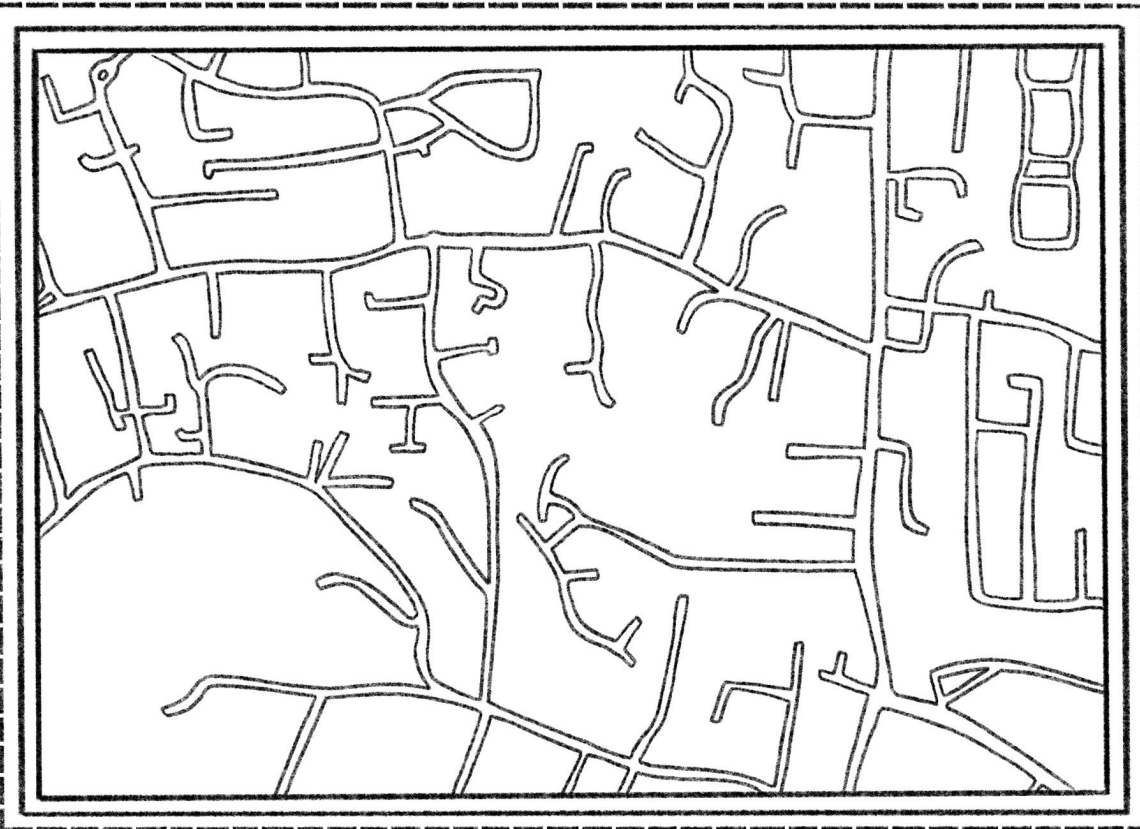
things from the TOWN



the TOWN sign



the postcard BASE



the HOUSES and BUILDINGS

